

# Product Data Sheet

## P53

# TruQ™ Bioengineered Tissue Microarray Controls

**PRODUCT CODE** TRUQ-P53-BLOCK  
TRUQ-P53-SLIDES  
TRUQ-P53-EVAL

**INTENDED USE** Research Use Only (RUO) and validation purposes.

**PURPOSE** This product is designed to confer confidence in results obtained from the sample on the same slide. TruQ™ bioengineered tissue microarray control blocks and slides are to be used to monitor the performance of the IHC staining assay during initial validation and for troubleshooting activities. Fixation and processing parameters may differ from the test cases and, as such, provide control for all reagents and method steps except fixation and tissue processing. The clinical interpretation of any positive staining or its absence must be evaluated within the context of clinical history, morphology, and other histopathological criteria. This material cannot be used independently as a means of optimizing assays in the laboratory.

**QUANTITY**

TRUQ-P53-BLOCK	1 paraffin block
TRUQ-P53-SLIDES	25 slides in a plastic slide box
TRUQ-P53-EVAL	2 unstained slides in plastic slide mailer

**STORAGE** 4° - 8° C. Avoid freezing as this may cause damage to the slides/paraffin blocks.

**DESCRIPTION** TruQ bioengineered TMA control block and slides include 2 cores (diameter 2.0 mm) containing two distinct tissues manufactured using a StatLab patented technology, producing a reference standard control designed for P53 marker. The tissues are formalin fixed and paraffin embedded following ASCO/CAP guidelines.

Fixative: 10% Neutral Buffered Formalin  
Embedding: Paraffin wax

**DIRECTIONS FOR USE** If in block format, StatLab recommends cutting sections at 3-4 µm thick and mount sections on a positively charged slide (See note). Sections should be cut and arranged as appropriate. StatLab recommends use of positively charged TOMO (M5000) slides for patient tissue. Other slides may be used but need to be validated in conjunction with the automated platform employed in the laboratory.

If in slide format, TruQ bioengineered tissue controls are placed on slides to accommodate for the patient's tissue test sample to be added to a slide and serve as a same-slide control.

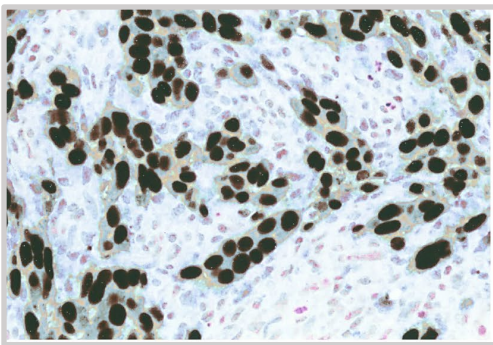
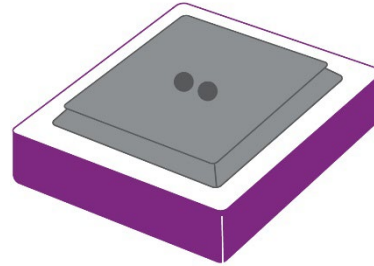
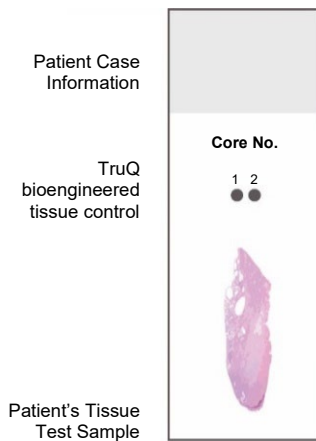
StatLab recommends drying TruQ bioengineered tissue controls (whether slide format or prepared slides) at 37°C overnight followed by 1-2 hrs incubation at 60°C.

**Note:** When cutting blocks, it is recommended to align the block as closely as possible to the knife edge to avoid excess trimming away of microarray tissues. Laboratories may wish to determine the average usage of control slides in the laboratory and prepare enough control slides to cover 3-4 weeks of average use to ensure that there is no loss of antigenicity over longer periods of time.

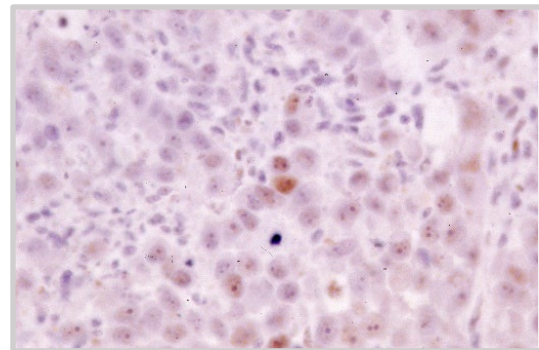
**EXPRESSION PROFILE**

Core no.	P53 IHC Score
1	High expression
2	Low expression (focal)





Core 1: P53 - High expression



Core 2: P53 - Low expression (focal)

**TROUBLESHOOTING**

For more information, contact StatLab Technical Support:

[tech@statlab.com](mailto:tech@statlab.com)

800-442-3573, Option 5